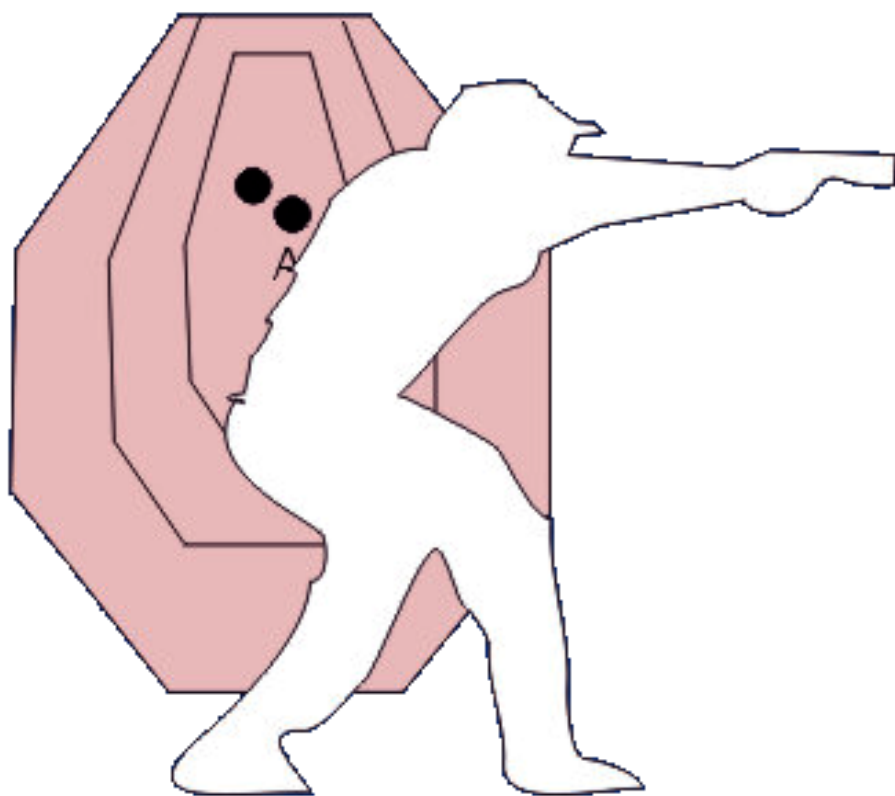




Serious Shooters
The Best Gun Shop!

Double Tap 2015

Competitor Match Information Handbook



Level III Handgun Match

Safety First!!!

The primary responsibility of the Range Officials is the safety of competitors, spectators and fellow Range Officials; with the efficiency and speed of the competition as secondary factors. Every competitor and spectator attending this match must follow safety directions from Range Officials at all times.

Hearing and Eye Protection

Competitors and spectators attending this competition must wear hearing and eye protection at all times while shooting is in progress.

Designated Safety Areas

APC has three Safety Areas. These are located at the back of each range.

The uncasing or casing of firearms must always take place in the Safety Area unless under the direct supervision of a Range Officer at the firing line. Once holstered or cased, firearms may not, under any circumstances, be handled in any fashion outside the Safety Area without the express authorization of a Range Officer.

These areas are provided so shooters may check their firearm without being supervised by a Range Officer. You are also allowed to practice dry firing, reloads (as long as no ammunition is handled), and other activities such as repairs, cleaning, and maintenance provided you do so sensibly and safely.

Under NO circumstance may ammunition, loaded magazines, empty cases, practice ammo or snap caps be handled in the Safety Areas.

Match Disqualification

Any shooter DQ'd during the course of the match will not be permitted to shoot again for the duration of the match.

Match Officials

Match Director: Aleks Fajner

Range Master: Steve Welsh

CRO: Aleks Fajner

Stats Officer: Debbie Wakker

Arbitration Committee: Wally Cole Peter Vujcich James Peters

Match Programme

Saturday 18th July

Registration opens: 8:00 am
Pre-match briefing: 9:30 am
Shooting starts: 10:00 am
Shooting concludes: 3:30 pm

Sunday 19th July

Pre-match briefing 9:30 am
Shooting resumes 10:00 am
Shooting concludes 3:30 pm
Prize giving 4:30 pm

Registration

Registration begins at the range at 8:00 am on match day.

All competitors and visitors must sign the range register upon arrival at the range.

New visitors to APC must ensure they familiarise themselves with the Range Standing orders posted on the clubroom noticeboard.

You must have completed registration and paid your entry fee prior to match day to be permitted to shoot the match.

During registration you will be issued with your competitor number, squad number, match handbook and score sheets. It is YOUR responsibility to check that your division, power factor, category and grade details are correct PRIOR to the match.

Match Briefing

The match briefings will start on Saturday 18th and Sunday 19th of July at 9:30 am on Range 1 prior to commencement of the day's shooting.

It is essential for all competitors to attend this briefing to ensure that everyone is aware of any information pertaining to issues or changes that may affect the match prior to the start of shooting.

Squad Leaders and ROs will be briefed separately about the day's stages prior to shooting.

Auckland Pistol Club Facilities

Auckland Pistol Club Shooting Complex



Please note that all ranges, decking and covered areas at Auckland Pistol Club are smoke free.

Smoking is permitted in the car park area. If you choose to smoke please show consideration when disposing of your butts.

First Aid

Any person requiring first aid should be directed to their Squad Leader in the first instance or one of the other Match Officials.

A first aid kit is located in the clubroom by the main door and a telephone is also available in the club room should emergency services be required.

Refreshments

Drinks:

Tea and coffee are available free in club room anytime throughout the match and soft drinks and bottled water will be available for purchase.

Lunch:

Lunch will be provided both days for competitors and is included in the match fee.

Snacks:

A coin-operated vending machine is located in the club room.

A variety of candy bars and chippies are available for anyone who needs a quick energy boost during the course of the match.

Additional refreshments may also be available at the end of each day's shooting.

Toilets

Please only use the portaloos located in the carpark area during the competition.

The toilets in the clubroom are only for ladies use and range staff for the duration of the match.

Secure Firearms Storage

Safe offsite storage is available by prior arrangement for competitors who have travelled to attend the event and require their sporting firearms to be stored securely on their behalf when not being used.

Range Etiquette

Please treat your squad ROs with respect and listen to their directions at all times. The ROs are there to ensure everyone has a safe and enjoyable experience during the match.

Please keep the range clean and tidy. There are bins located all over the range complex for your convenience so please use them.

Please limit your walk-thrus to the three minutes prior to the start of the stage or when you're the next shooter.

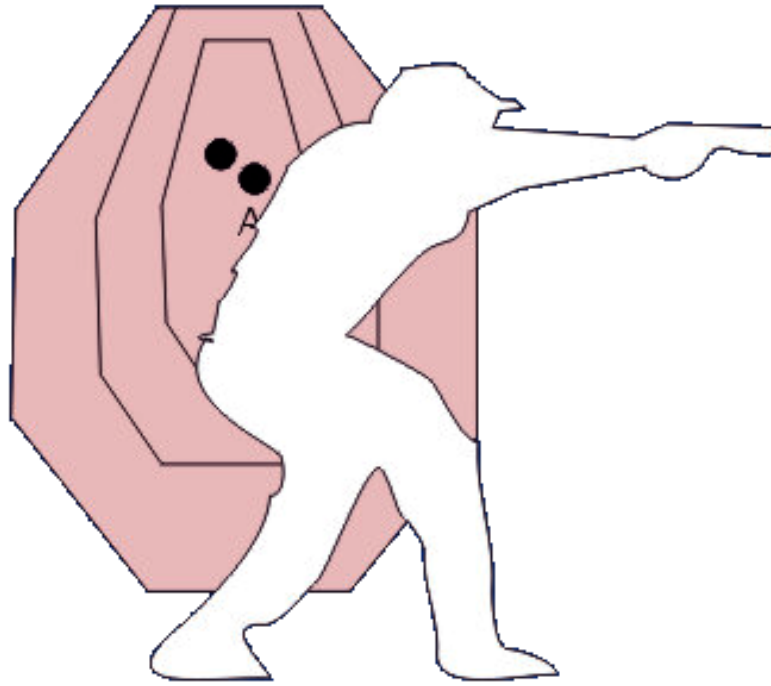
There is nothing more annoying than trying to score, patch and pick up brass around some person who is blocking the road and is still several shooters away.

Unless you're the next shooter on the line, in the hole, or organising your gear directly after shooting then make sure you do your part and help your squad with scoring, patching and picking up brass.


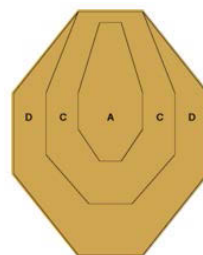

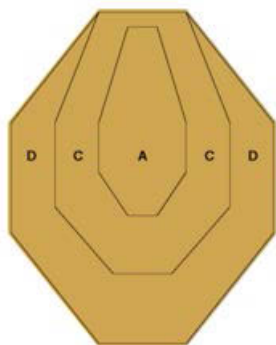
Working together as a team keeps the event flowing so we can finish on time and relax together afterwards to swap tales and refresh ourselves with a cold one.






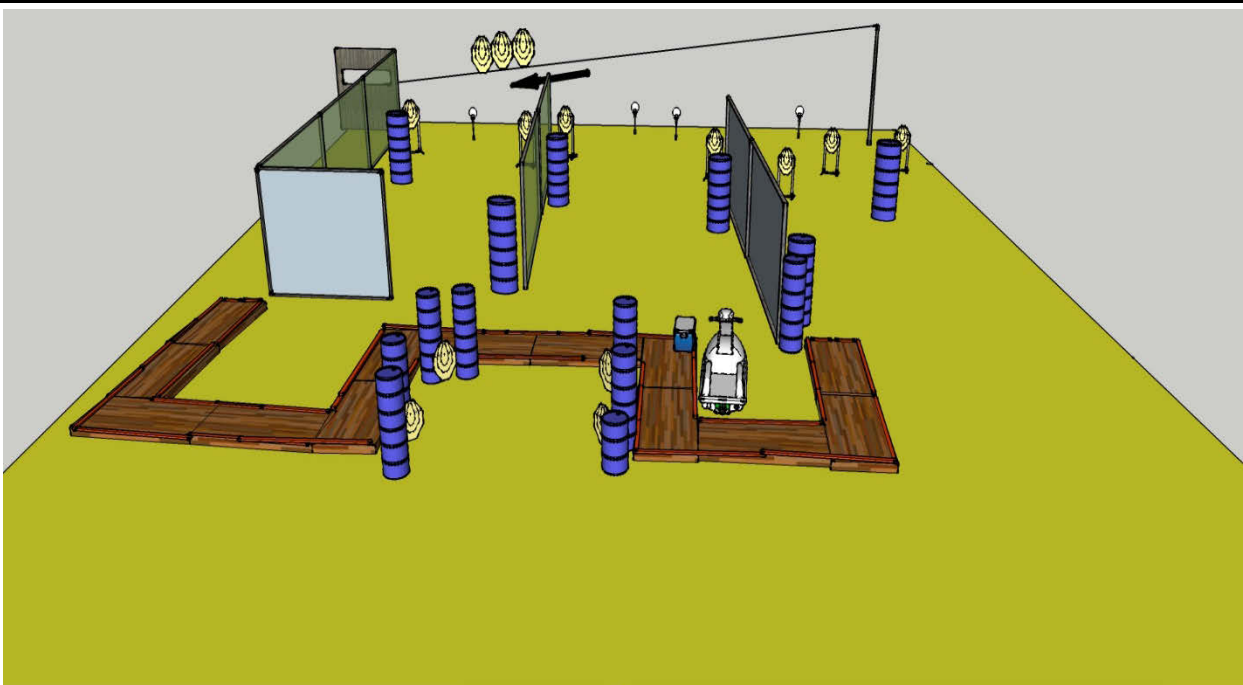






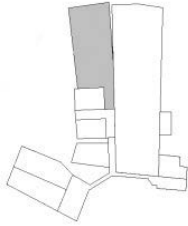
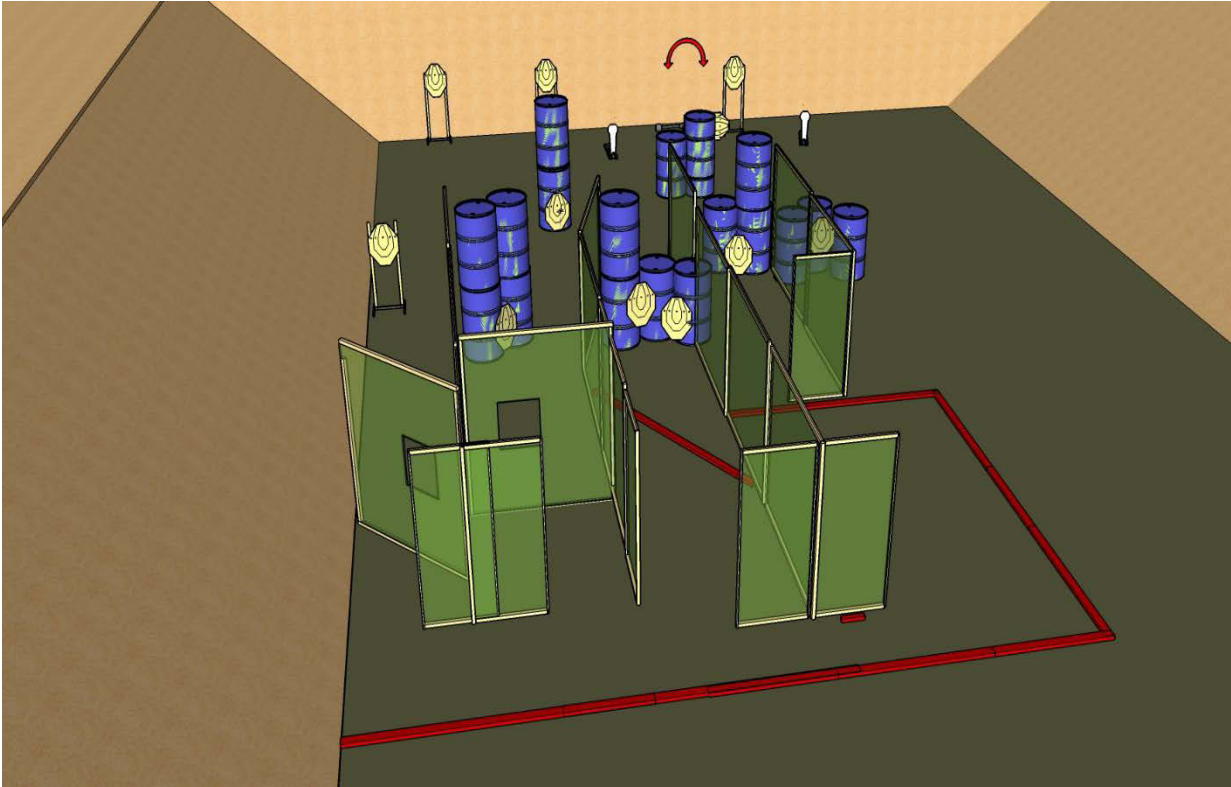
Double Tap 2015






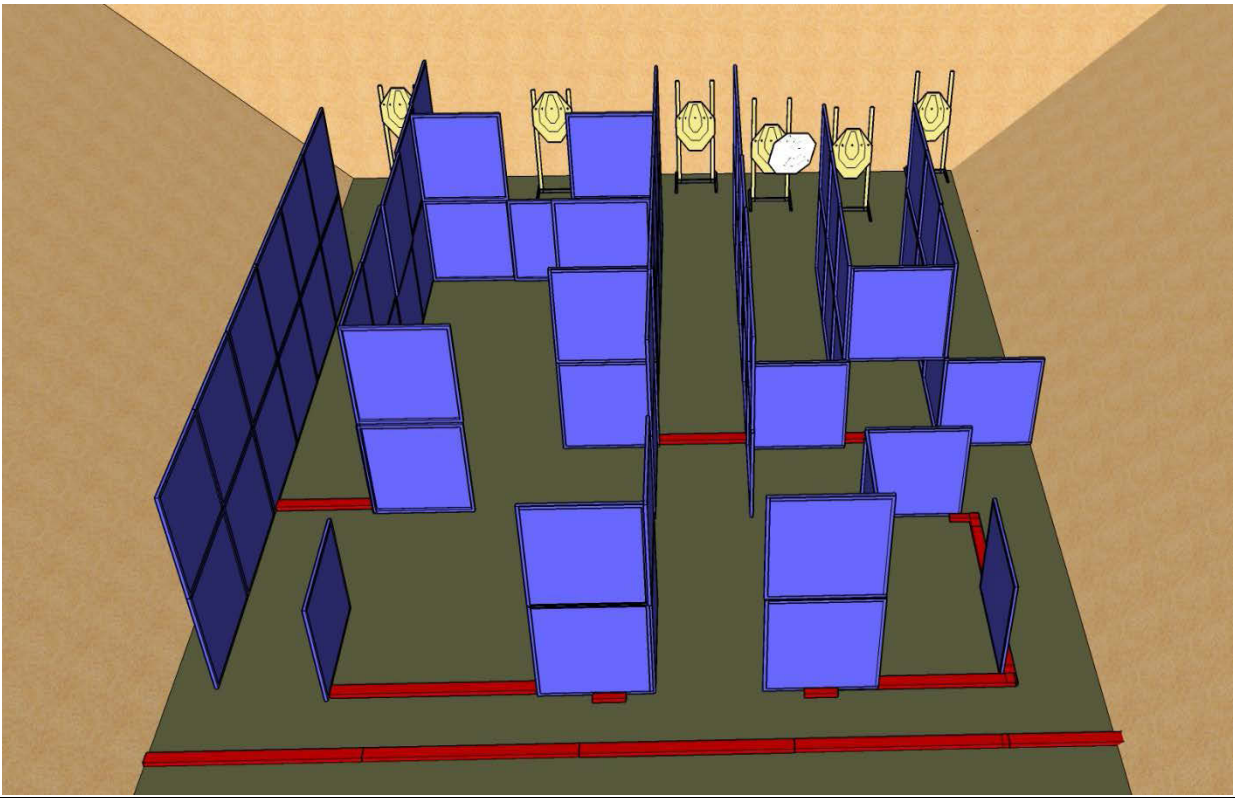



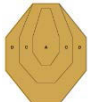


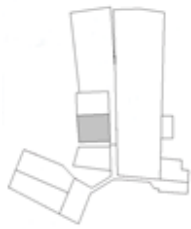

IPSC Handgun Match Competitors Stage Guide


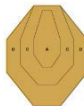



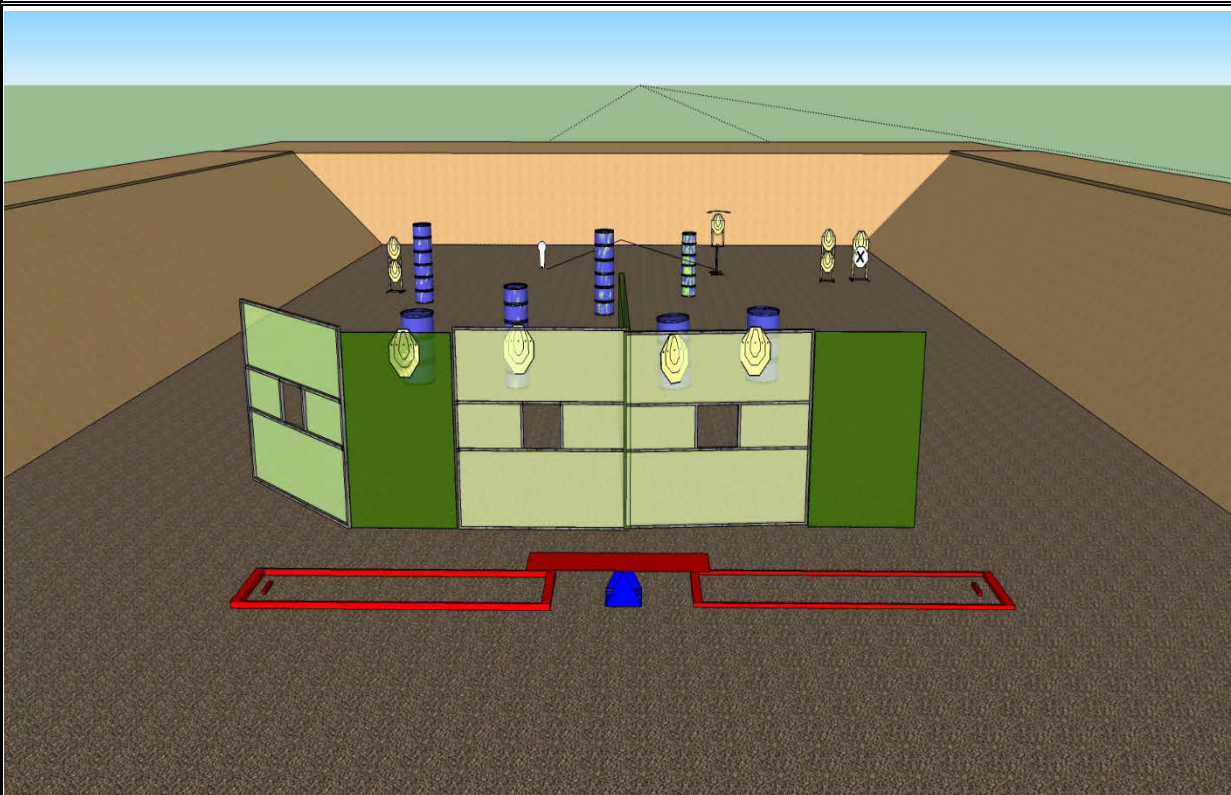


STAGE 1						RANGE 1	
LONG COURSE Designed by Steve Welsh	POINTS						
	160	32	14	-	4		
TARGETS: 14 IPSC CLASSIC PAPER 4 PLATES MINIMUM ROUNDS: 32 - Best 2 Hits on Paper Score START POSITION: Standing on jet ski as demonstrated. Gun is loaded in box, all spare mags on belt.							
STAGE PROCEDURE: On start signal engage all targets from within the demarcated area. Pushing button on handlebars activates slider which is non-disappearing. Button can be activated at any time after the start signal.							
							
A	C	D	M	PT	NPM	PROC	TIME
							:

STAGE 2						RANGE 2	
MEDIUM COURSE Designed by Andrew Brewster	POINTS						
	120	24	11	2	-		
TARGETS: 11 IPSC CLASSIC PAPER 2 POPPERS MINIMUM ROUNDS: 24 - Best 2 Hits on Paper Score START POSITION: Standing feet together toes touching mark facing down range, hands relaxed at sides as demonstrated. Gun is loaded and holstered, all spare mags on belt.							
STAGE PROCEDURE: On start signal engage all targets from within the demarcated area. Either popper activates swinger which is non-disappearing.							
							
A	C	D	M	PT	NPM	PROC	TIME
							:

STAGE 3						RANGE 2a	
SHORT COURSE Designed by Andrew Brewster	POINTS						
	60	12	6	-	-		
TARGETS: 6 IPSC CLASSIC							
MINIMUM ROUNDS: 12 - Best 2 Hits on Paper Score							
START POSITION: Standing at either mark facing down range feet together toes touching mark hands relaxed at sides as demonstrated. Gun is loaded and holstered, all spare mags on belt.							
STAGE PROCEDURE: On start signal engage all targets from within the demarcated area.							
							
A	C	D	M	PT	NPM	PROC	TIME
							:

STAGE 4						RANGE 2b	
SHORT COURSE Designed by Steve Welsh	POINTS						
	60	12	10	2	-		
TARGETS: 10 IPSC CLASSIC PAPER 2 POPPERS MINIMUM ROUNDS: 12 - Best 1 Hit on Paper Scores START POSITION: Standing facing down range, feet together heels touching mark, hands relaxed at sides as demonstrated. Gun is loaded at mark on table, all spare mags on table.							
STAGE PROCEDURE: On start signal engage all targets strong hand only from within the demarcated area. Either popper activates drop turner which is a disappearing target.							
							
A	C	D	M	PT	NPM	PROC	TIME
							:

STAGE 5						RANGE 2c	
MEDIUM COURSE Designed by Aleks Fajner	POINTS						
	105	21	10	1	-		
TARGETS: 10 IPSC CLASSIC PAPER 1 POPPER MINIMUM ROUNDS: 21 - Best 2 Hits on Paper Score START POSITION: Standing feet together toes touching either mark, hands relaxed at sides as demonstrated. Gun is loaded and holstered, all spare mags on belt.							
STAGE PROCEDURE: On start signal engage all targets from within the demarcated area. Popper activates drop turner which is a disappearing target.							
							
A	C	D	M	PT	NPM	PROC	TIME
							:



PROUDLY HOSTING

North Island





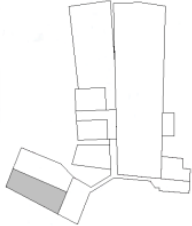
IPSC CHAMPS 2015

12th -13th September

Entries Online Soon

LEVEL III



STAGE 6						RANGE 3a
SHORT COURSE Designed by Aleks Fajner	POINTS					
	45	9	3	-	3	

TARGETS: 3 IPSC CLASSIC PAPER
 3 PLATES

MINIMUM ROUNDS: 9 - Best 2 Hits on Paper Score

START POSITION:

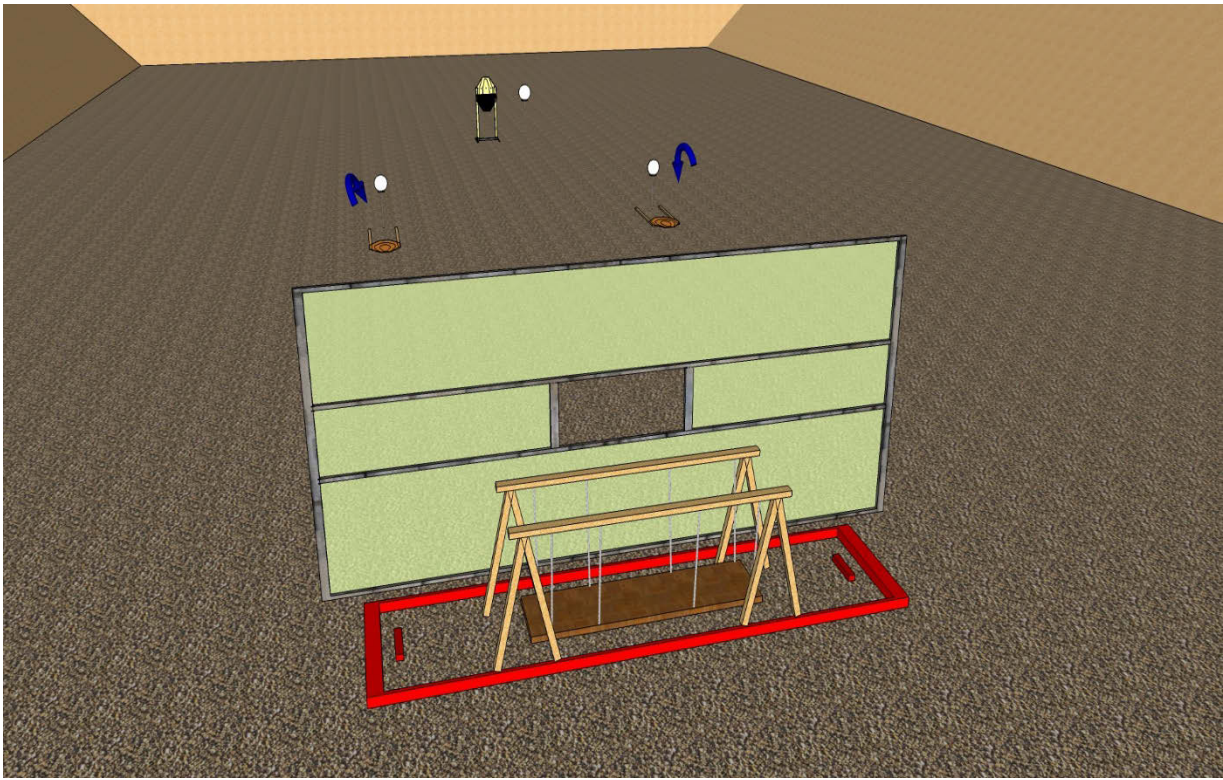
Standing feet together toes touching either mark, hands relaxed at sides as demonstrated.

 Gun is loaded and holstered, all spare mags on belt.

STAGE PROCEDURE:


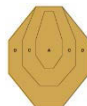



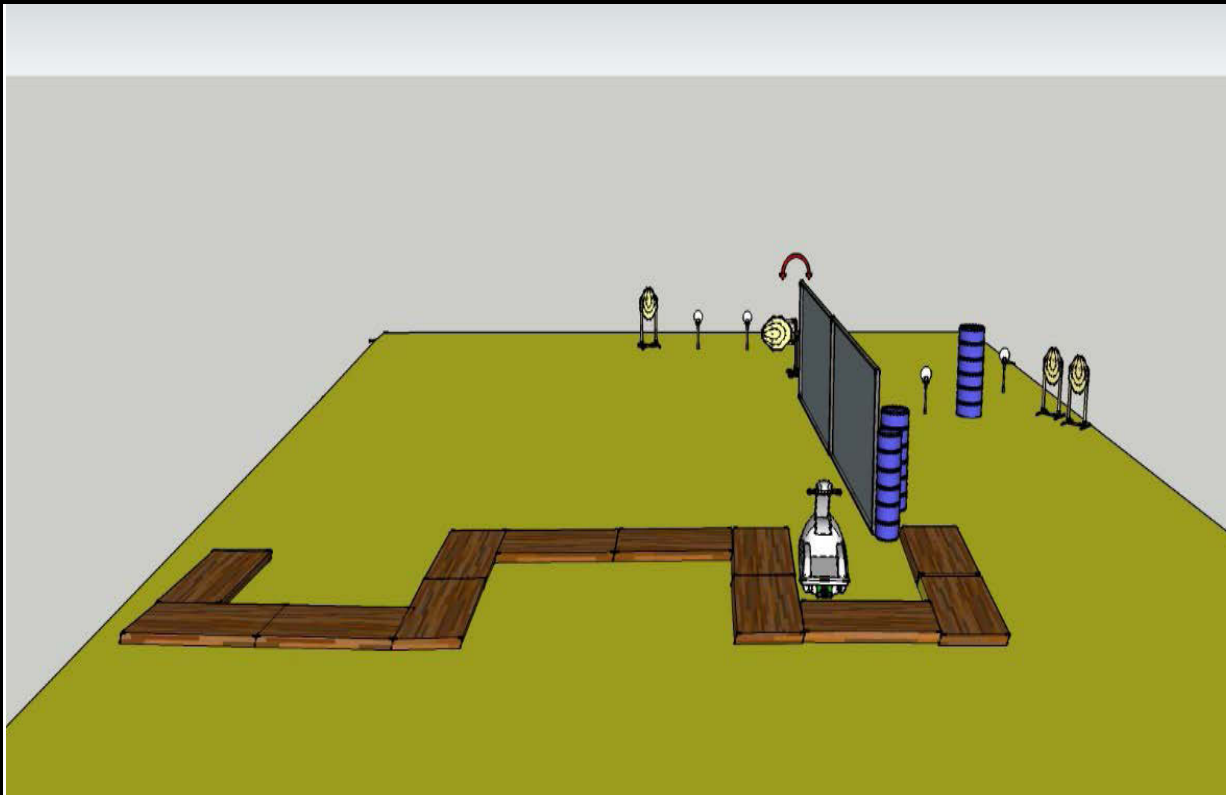
On start signal engage all targets from within the demarcated area.





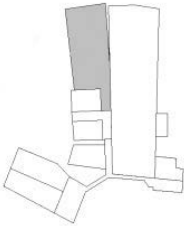
 Two nearest plates activate flipping targets which remain visible at rest.



Stage Sponsor

A	C	D	M	PT	NPM	PROC	TIME
							:

STAGE 7						RANGE 1	
SHORT COURSE Designed by Steve Welsh	POINTS						
	60	12	4	-	4		
TARGETS: 4 IPSC CLASSIC PAPER 4 PLATES MINIMUM ROUNDS: 12 - Best 2 Hits on Paper Score START POSITION: Sitting on jet ski as demonstrated. Gun is holstered with mag inserted, chamber empty, all spare mags on belt.							
STAGE PROCEDURE: On start signal engage all targets remaining on the jet ski. Turning handle bars activates swinging target which is non-disappearing.							
							
Stage Sponsor							
A	C	D	M	PT	NPM	PROC	TIME
							:

STAGE 8						RANGE 2
LONG COURSE Designed by Andrew Brewster	POINTS					
	155	31	15	1	-	

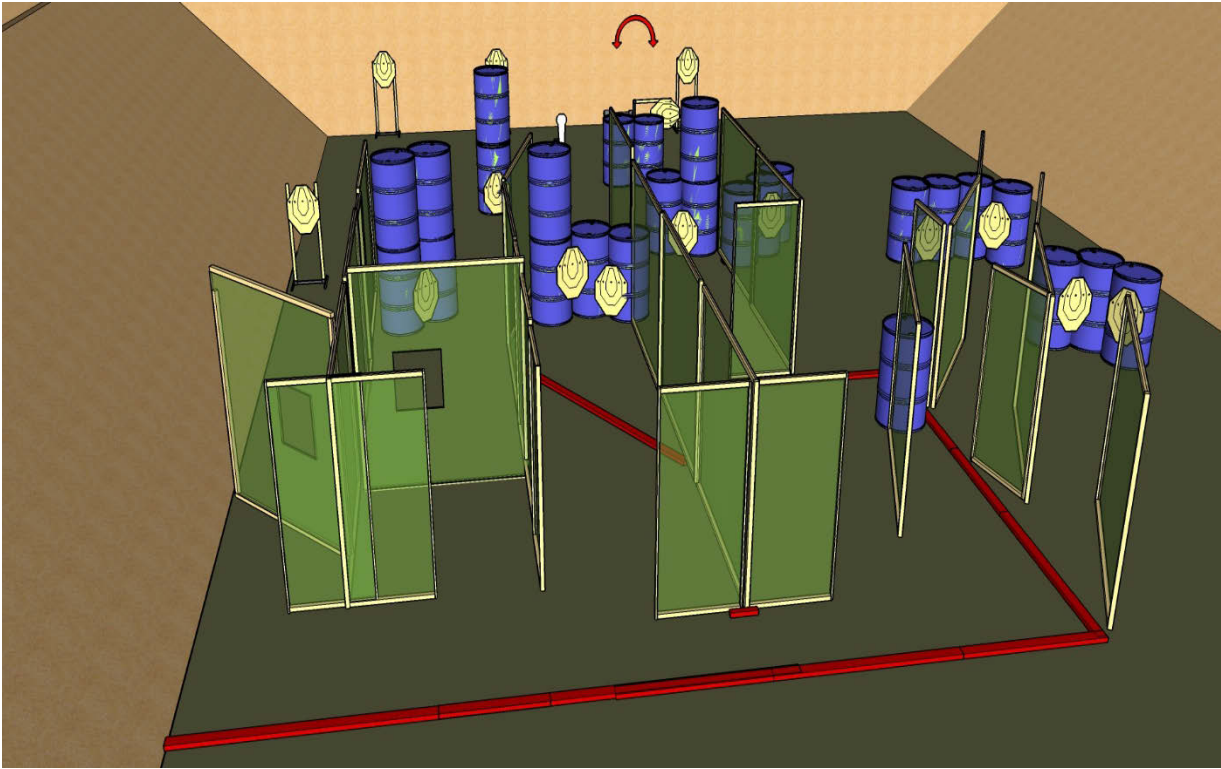
TARGETS: 15 IPSC CLASSIC PAPER 1 POPPER **MINIMUM ROUNDS:** 31 - Best 2 Hits on Paper Score

START POSITION: Standing facing down range, feet together toes touching mark, hands relaxed at sides as demonstrated.

Gun is unloaded in holster, all spare mags on belt.





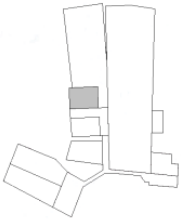
STAGE PROCEDURE: On start signal engage all targets from within the demarcated area.

Popper activates swinger which is non-disappearing.



Stage Sponsor

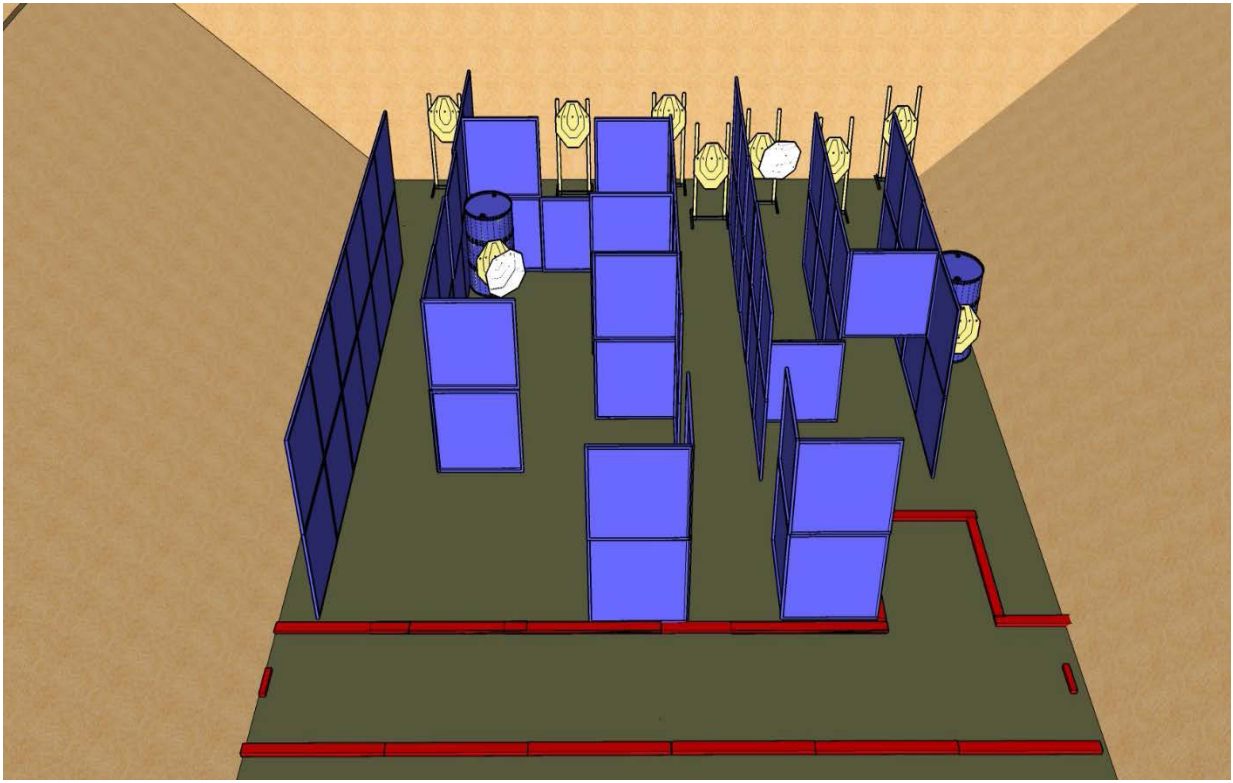
A	C	D	M	PT	NPM	PROC	TIME
							:

STAGE 9						RANGE 2a
MEDIUM COURSE Designed by Andrew Brewster	POINTS					
	90	18	9	-	-	

TARGETS: 9 IPSC CLASSIC PAPER
 MINIMUM ROUNDS: 18 - Best 2 Hits on Paper Score


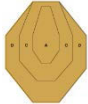


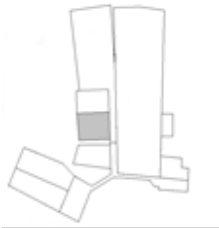
START POSITION: Seated in chair facing down range, heels touching chair legs and hands on marks on table as demonstrated. Gun is loaded and holstered, all spare mags on table.

STAGE PROCEDURE: On start signal engage all targets from within the demarcated area.



Stage Sponsor

A	C	D	M	PT	NPM	PROC	TIME
							:


STAGE 10						RANGE 2b
SHORT COURSE Designed by Steve Welsh	POINTS					
	45	9	4	1	-	

TARGETS: 4 IPSC CLASSIC PAPER 1 POPPER
 MINIMUM ROUNDS: 9 - Best 2 Hits on Paper Score

START POSITION: Seated facing down range as demonstrated.
 Gun is loaded on table, all spare mags on belt.





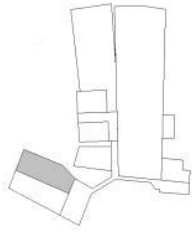
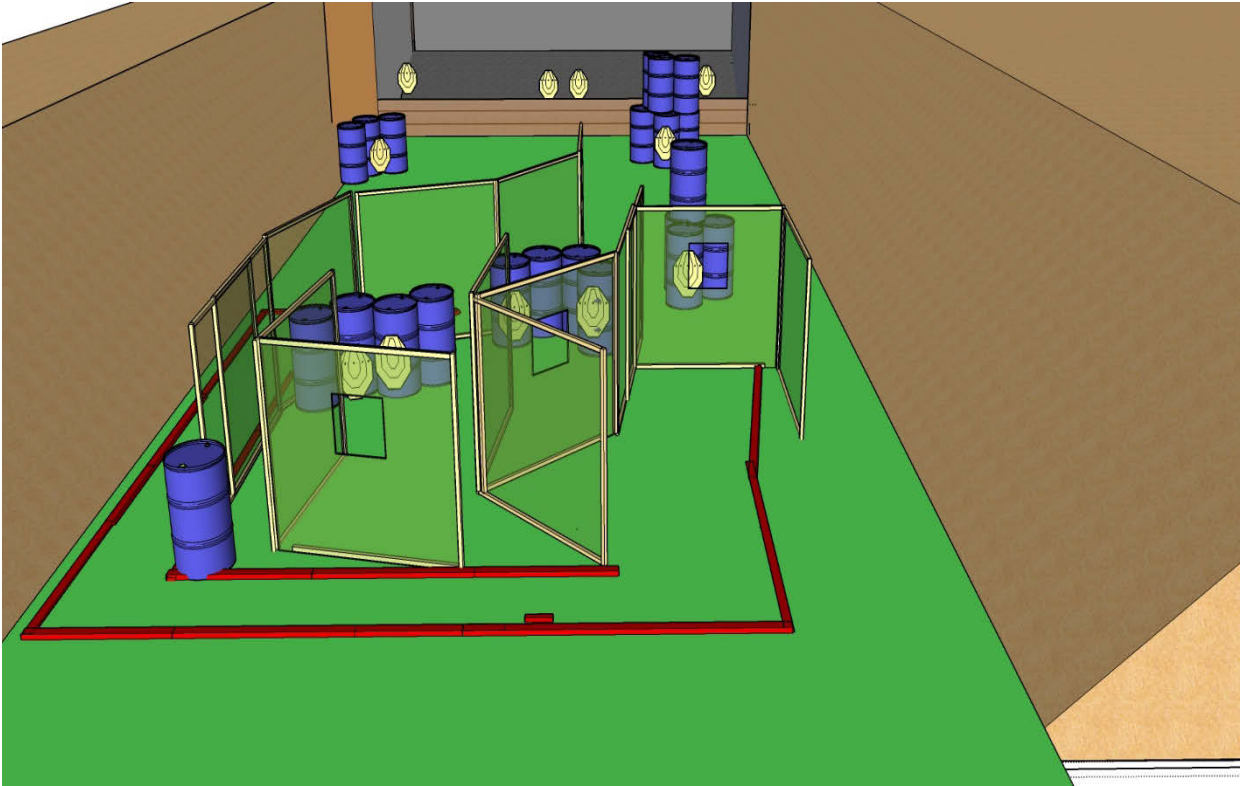
STAGE PROCEDURE: On start signal, engage all targets with the weak hand only while remaining seated.


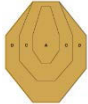


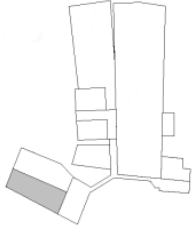
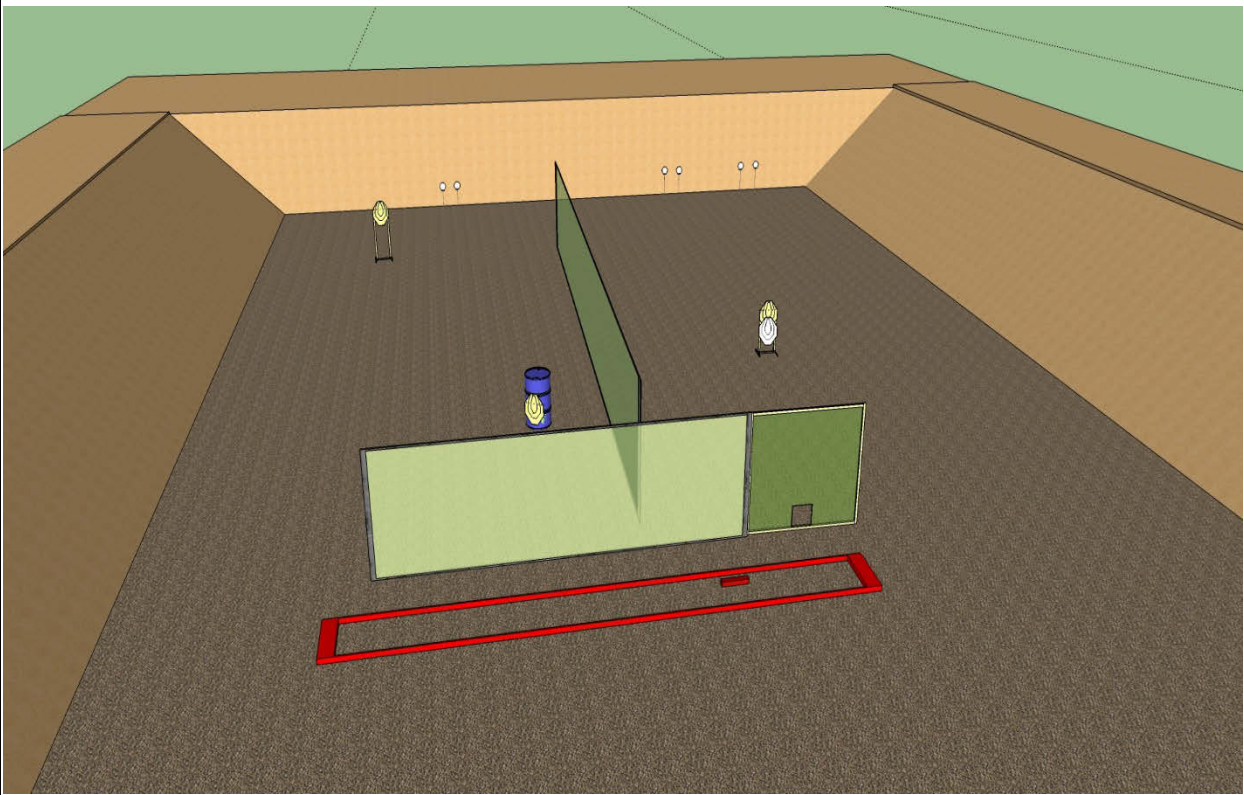
Popper activates drop turner which is a disappearing target.



Stage Sponsor

A	C	D	M	PT	NPM	PROC	TIME
							:

STAGE 11						RANGE 3	
MEDIUM COURSE Designed by Andrew Brewster	POINTS						
	110	22	11	-	-		
TARGETS: 11 IPSC CLASSIC PAPER MINIMUM ROUNDS: 22 - Best 2 Hits on Paper Score START POSITION: Standing facing down range feet together with heels touching mark and hands relaxed at sides as demonstrated. Gun is loaded and holstered, all spare mags on belt.							
STAGE PROCEDURE: On start signal engage all targets from within the demarcated area.							
							
Stage Sponsor							
A	C	D	M	PT	NPM	PROC	TIME
							:

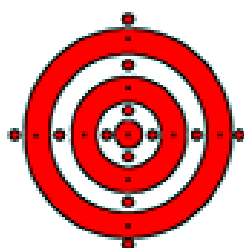
STAGE 12						RANGE 3a	
SHORT COURSE Designed by Aleks Fajner	POINTS						
	60	12	3	-	6		
<div>TARGETS: 3 IPSC CLASSIC PAPER 6 PLATES</div> <div>MINIMUM ROUNDS: 12 - Best 2 Hits on Paper Score</div> <div>START POSITION: Standing feet together toes against mark facing down range, hands relaxed at sides as demonstrated.</div> <div>Gun is loaded and holstered, all spare mags on belt.</div>							
STAGE PROCEDURE: On start signal engage all targets from within the demarcated area.							
							
Stage Sponsor							
A	C	D	M	PT	NPM	PROC	TIME
							:

Stage Points - Match Weight Summary

Stage Points Summary and Match Points Weight by Stage						
Stage	Paper	Popper	Plate	Rounds	Points	Match Weight
1	14	-	4	32	160	15.0 %
2	11	2	-	24	120	11.2 %
3	6	-	-	12	60	5.6 %
4	10	2	-	12	60	5.6 %
5	10	-	1	21	105	9.8 %
6	3	-	3	9	45	4.2 %
7	4	-	4	12	60	5.6 %
8	15	1	-	31	155	14.5 %
9	9	-	-	18	90	8.4 %
10	4	1	-	9	45	4.2 %
11	11	-	-	22	110	10.3 %
12	3	-	6	12	60	5.6 %
Totals				214	1070	100 %



Wishes to Acknowledge
Principal Match Sponsor



Serious Shooters
The Best Gun Shop!

www.seriousshooters.co.nz

Proud Supporter

Double Tap 2015